


Introductory sub-table (I)(a)

Name of the Company: Cosmo Ferrites Ltd.			
Scrip Code 523100, Name of the scrip COSMOFE , class of security: EQUITY			
Quarter ended: 30th September, 2015			
Partly paid-up shares:-	No. of partly paid-up shares	As a % of total no. of partly paid-up shares	As a % of total no. of shares of the company
Held by promoter/promoter group	0	0	0
Held by public	0	0	0
Total - D	0	0	0
Outstanding convertible securities:-	No. of outstanding securities	As a % of total no. of outstanding convertible securities	As a % of total no. of shares of the company, assuming full conversion of the convertible securities
Held by promoter/promoter group	0	0	0
Held by public	0	0	0
Total - E	0	0	0
Warrants:-	No. of warrants	As a % of total no. of warrants	As a % of total no. of shares of the company, assuming full conversion of warrants
Held by promoter/promoter group	0	0	0
Held by public	0	0	0
Total - F	0	0	0
Total paid-up capital of the company, assuming full conversion of warrants and convertible securities	12030000 Equity Shares of Face Valur Rs. 10/-		


Neha Pawar



Statement Showing Shareholding Pattern								
Category code	Category of Shareholder	Number of Shareholders	Table (I)(a)		Total shareholding as a percentage of total number of shares	As a percentage of (A+B+C)	Shares Pledged or otherwise encumbered	As a percentage
			Total number of shares	Number of shares held in dematerialized form				
(I)	(II)	(III)	(IV)	(V)	(VI)	(VII)	(VIII)	(IX) = (VIII)/(IV) *100
(A)	Shareholding of Promoter and Promoter Group ²							
1	Indian							
(a)	Individuals/ Hindu Undivided Family	4	195000	195000	1.62	1.62	0	0.00
(b)	Central Government/ State Government(s)	0	0	0	0.00	0.00	0	0.00
(c)	Bodies Corporate	5	7442500	7442500	61.87	61.87	700000	9.41
(d)	Financial Institutions/ Banks	0	0	0	0.00	0.00	0	0.00
(e)	Any Others(Specify)	0	0	0	0.00	0.00	0	0.00
(e-i)		0	0	0	0.00	0.00	0	0.00
(e-ii)		0	0	0	0.00	0.00	0	0.00
								0.00
								0.00
	Sub Total(A)(1)	9	7637500	7637500	63.49	63.49	700000	9.17
2	Foreign							
a	Individuals (Non-Residents Individuals/ Foreign Individuals)	0	0	0	0.00	0.00	0	0.00
b	Bodies Corporate	0	0	0	0.00	0.00	0	0.00
c	Institutions	0	0	0	0.00	0.00	0	0.00
d	Qualified Foreign Investor	0	0	0	0.00	0.00	0	0.00
e	Any Others(Specify)	0	0	0	0.00	0.00	0	0.00
e-i		0	0	0	0.00	0.00	0	0.00
e-ii		0	0	0	0.00	0.00	0	0.00
	Sub Total(A)(2)	0	0	0	0.00	0.00	0	0.00
	Total Shareholding of Promoter and Promoter Group (A)= (A)(1)+(A)(2)	9	7637500	7637500	63.49	63.49	700000	9.17
(B)	Public shareholding						NA	NA
1	Institutions							
(a)	Mutual Funds/ UTI	5	7100	0	0.06	0.06		
(b)	Financial Institutions / Banks	2	300	0	0.00	0.00		
(c)	Central Government/ State Government(s)	0	0	0	0.00	0.00		
(d)	Venture Capital Funds	0	0	0	0.00	0.00		
(e)	Insurance Companies	0	0	0	0.00	0.00		
(f)	Foreign Institutional Investors	0	0	0	0.00	0.00		
(g)	Foreign Venture Capital Investors	0	0	0	0.00	0.00		
(h)	Qualified Foreign Investor	0	0	0	0.00	0.00		
(i)	Any Other (specify)	0	0	0	0.00	0.00		
(i-i)								
(i-ii)								
	Sub-Total (B)(1)	7	7400	0	0.06	0.06		



B 2	Non-institutions						
(a)	Bodies Corporate	91	708414	704514	5.89	5.89	
(b)	Individuals						
I	Individuals -i. Individual shareholders holding nominal share capital up to Rs 1 lakh	5019	1966164	1611263	16.34	16.34	
II	ii. Individual shareholders holding nominal share capital in excess of Rs. 1 lakh	45	1705422	1705422	14.18	14.18	
(c)	Qualified Foreign Investor						
(d)	Any Other (specify)						
(d-i)	Non Resident Indian	17	5100	4700	0.04	0.04	
(d-ii)							
(d-iii)							
	Sub-Total (B)(2)	5172	4385100	4025899	36.45	36.45	
(B)	Total Public Shareholding (B)= (B)(1)+(B)(2)	5179	4392500	4025899	36.51	36.51	
	TOTAL (A)+(B)	5188	12030000	11663399	100.00	100.00	
(C)	Shares held by Custodians and against which Depository Receipts have been issued						
1	Promoter and Promoter Group	0	0	0	0	0	
2	Public	0	0	0	0	0	
	Sub-Total (C)	0	0	0	0	0	
	GRAND TOTAL (A)+(B)+(C)	5188	12030000	11663399	100.00	100.00	




(I)(b) Statement showing holding of securities (including shares, warrants, convertible securities) of persons belonging to the category "Promoter and Promoter Group"											
Sr. No.	Name of the shareholder	Details of Shares held		Encumbered shares (*)			Details of warrants		Details of convertible securities		Total shares (including underlying shares assuming full conversion of warrants and convertible securities) as a % of diluted share capital
		Number of shares held	As a % of grand total (A) + (B) + (C)	No.	As a percentage	As a % of grand total (A)+(B)+(C) of sub-clause (I)(a)	Number of warrants held	As a % total number of warrants of the same class	Number of convertible securities held	As a % total number of convertible securities of the same class	
(I)	(II)	(III)	(IV)	(V)	(VI)=[V]/(III)*100	(VII)	(VIII)	(IX)	(X)	(XI)	(XII)
1	Aanchal Jaipuria	55500	0.461	0	0.00	0.00	0	0	0	0	0.461
2	Abha Jaipuria	7500	0.062	0	0.00	0.00	0	0	0	0	0.062
3	Amrisha Jaipuria	52100	0.433	0	0.00	0.00	0	0	0	0	0.433
4	Ashok Jaipuria	79900	0.664	0	0.00	0.00	0	0	0	0	0.664
5	Andheri Properties & Finance Ltd	3756375	31.225	700000	18.63	5.82	0	0	0	0	31.225
6	Pravasi Enterprises Ltd.	50	0.000	0	0.00	0.00	0	0	0	0	0.000
7(a)	Sunrise Manufacturing Co. Ltd.	575	0.005	0	0.00	0.00	0	0	0	0	0.005
7	Sunrise Manufacturing Co. Ltd.	500	0.004	0	0.00	0.00	0	0	0	0	0.004
8	Super Sadiq Enterprises Pvt. Ltd.	3685000	30.632	0	0.00	0.00	0	0	0	0	30.632
TOTAL		7637500	63.487	700000	9.17	5.82	0	0	0	0	63.487

(* The term "encumbrance" has the same meaning as assigned to it in regulation 28(3) of the SAST Regulations, 2011

(I)(c)(i) Statement showing holding of securities (including shares, warrants, convertible securities) of persons belonging to the category "Public" and holding more than 1% of the total number of shares								
Sr. No.	Name of the shareholder	Number of shares held	Shares as a percentage of total number of shares (i.e., Grand Total (A)+(B)+(C) indicated in Statement at para (I)(a) above)	Details of warrants		Details of convertible		Total shares (including underlying shares assuming full conversion of warrants and convertible securities) as a % of diluted share capital
				Number of warrants held	As a % total number of warrants of the same class	Number of convertible securities held	% w.r.t total number of convertible securities of the same class	
1	Devayani Enterprises Pvt Ltd	200000	1.663	0	0	0	0	1.663
2	Sangeetha S	198221	1.648					1.648
3	Sathya S	191684	1.593	0	0	0	0	1.593
TOTAL		589905	4.904	0	0	0	0	4.904

Naba Pawar



(I)(c)(ii) Statement showing holding of securities (including shares, warrants, convertible securities) of persons (together with PAC) belonging to the category "Public" and holding more than 5% of the total number of shares of the company

Sr. No.	Name(s) of the shareholder(s) and the Persons Acting in Concert (PAC) with them	Number of shares	Shares as a percentage of total number of shares {i.e., Grand Total (A)+(B)+(C) indicated in Statement at para (I)(a) above}	Details of warrants		Details of convertible		Total shares (including underlying shares assuming full conversion of warrants and convertible securities) as a % of diluted share capital
				Number of warrants	As a % total number of warrants of the same class	Number of convertible securities held	% w.r.t total number of convertible securities of the same class	
NA		NA	NA	NA	NA	NA	NA	NA

(I)(d) Statement showing details of locked-in shares

Sr. No.	Name of the shareholder	Number of locked-in shares	Locked-in shares as a percentage of total number of shares (i.e., Grand Total (A)+(B)+(C) indicated in Statement at para (I)(a) above)	Promoter/Promoter Group/ Public
NA		NA	NA	NA

(II)(a) Statement showing details of Depository Receipts (DRs)

Sr. No.	Type of outstanding DR (ADRs, GDRs, SDRs, etc.)	Number of outstanding DRs	Number of shares underlying outstanding DRs	Shares underlying outstanding DRs as a percentage of total number of shares (i.e., Grand Total (A)+(B)+(C) indicated in Statement at para (I)(a) above)
NA		NA	NA	NA

(II)(b) Statement showing holding of Depository Receipts (DRs) where underlying shares held

by "promoter/promoter group" are in excess of 1% of the total number of shares

Sr. No.	Name of the DR Holder	Type of outstanding DR (ADRs, GDRs, SDRs, etc.)	Number of shares underlying outstanding DRs	Shares underlying outstanding DRs as a percentage of total number of shares (i.e., Grand Total (A)+(B)+(C) indicated in Statement at para (I)(a) above)
NA		NA	NA	NA

Neha Pawar

